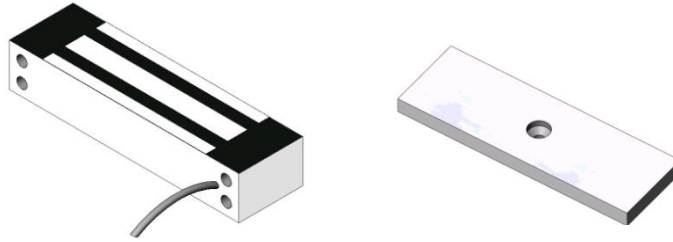


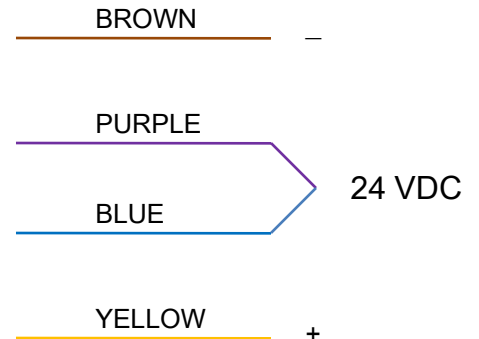
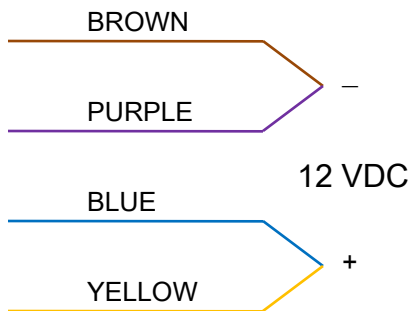
GL-600F / GL-601F(Used for out swing door)



SPECIFICATION

Door monitoring output (Relay Form C)		INPUT VOLTAGE	CURRENT DRAW	HOLDING FORCE	SURFACE MAGNET DIMENSION	STRIKE PLATE DIMENSION
GL-600F	YES	12 TO 24 VDC	12VDC-500mA	1300 LBS	224×65×42 mm	185×61×16 mm
GL-601F	NO		24VDC-250mA			

ELECTRICAL INSTALLATION





GL-600F OUT SWING DOOR ASSEMBLY

